



SITGroup

Heating Digital Chronothermostat

HDC



SEVEN-DAY DIGITAL ROOM THERMOSTAT














www.sitstore.com

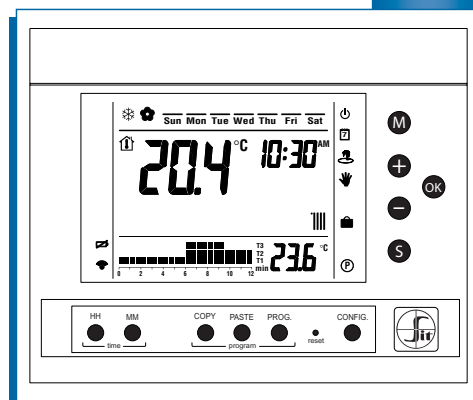
HDC - SEVEN-DAY ROOM THERMOSTAT

HDC is an electronic, microprocessor-controlled room thermostat with a seven-day program suitable for the management of independent central heating systems.

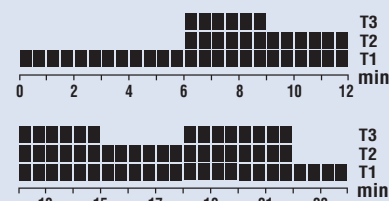
It features: **a large display, easy installation and straightforward programming.** It is available in white, black and blue.

MAIN FEATURES

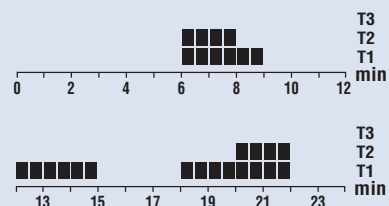
- 
OFF MODE
 The heating function is disabled. The display shows the room temperature, the time of day and the day of the week.
- 
AUTOMATIC MODE
 The heating function is enabled according to the pre-set program. The room temperature setting is displayed in the bottom right-hand corner. Four different temperature levels can be selected: T3>T2>T1>min. For each day of the week, you can program the HDC to change the temperature up to every half an hour.
- 
COMFORT MODE
 The heating function is enabled at the maximum room temperature setting (T3). At the next programmed temperature change, the HDC room thermostat is automatically restored to AUTOMATIC MODE.
- 
MANUAL MODE
 The heating function is enabled and kept constantly at a given temperature setting.
- 
HOLIDAY MODE
 This function is used to keep the heating off for a given number of days, which can be set from 1 to 99. When this interval has finished, the thermostat independently restores the AUTOMATIC MODE with the previously-specified heating program.
- 
WINTER/SPRING PROGRAM
 The heating function is enabled with one of two programs, which can be configured either for the coldest part of winter, or alternatively for the spring or autumn seasons.
- 
ROOM TEMPERATURE
 This is displayed with a resolution of 0.1 °C.
- 
HEATING ON
 The icon comes on when the central heating is enabled.
- 
PROGRAMMING AND CONFIGURATION
 The icon comes on when programming and/or language/date/time configuration procedures are underway, using the keys hidden behind the hatch at the bottom. There is a COPY-PASTE function for repeating the program on a given day to the other days. You can also use the PASTE key to copy a temperature setting to the next half-hour on the same day.
- 
BATTERY LOW SIGNAL
- 
ADAPTER DISCONNECTED SIGNAL
 To facilitate its installation on the wall, the HDC is fitted with an adapter that can be detached from the body of the room thermostat. The icon comes on when the thermostat is separated from the adapter.



Winter Program



Spring Program



Pre-set and customizable weekly heating programs.

Technical data

Dimensions	L:132mm x H:105mm x W:43mm
Operating temperature	0 °C ÷ 40 °C
Differential	± 0.5 °C
Reading accuracy	0.1 °C
Relay outlet	6 A - 250 VAC
Degree of protection	IP20
Storage temperature	-10 °C ÷ 50 °C
Batteries	4 alkaline LR6 AA - 1.5 V
Battery Life	approximately 1 year